



Applications

- 정화조 원수 이송 및 슬러지 이송
- 분뇨, 펄프 및 고형물 이송
- 병원, 호텔, 식당, 빌딩 등의 잡배수 이송
- 도축, 도계장의 잡배수 이송
- 집단 오수 처리장

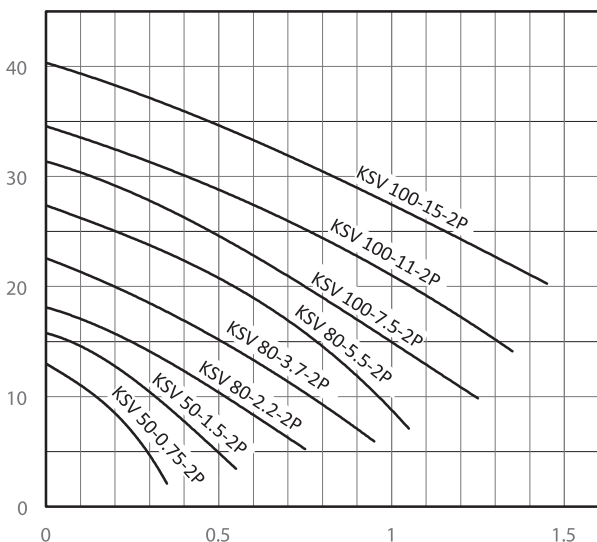
Features

- 오물펌프로써 특수 개방형 임펠러에 의하여 고형물이나 섬유질 등의 이물이 막히거나 감기지 않음.
- 자동탈착을 병용함으로써 보수점검 작업을 용이하게 할 수 있음.

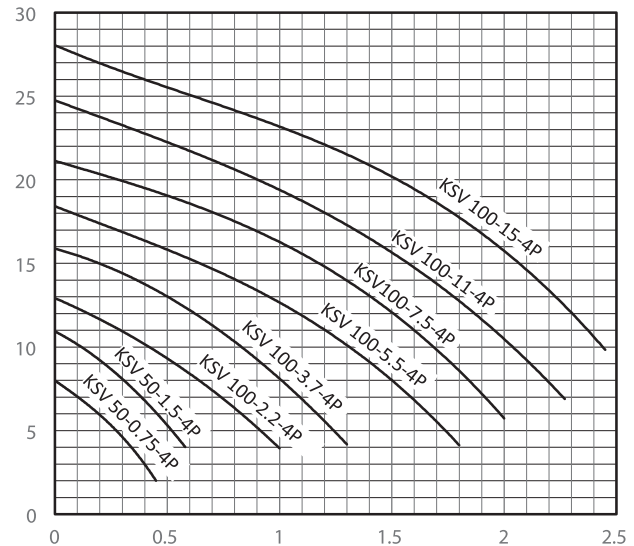
Standard Specification

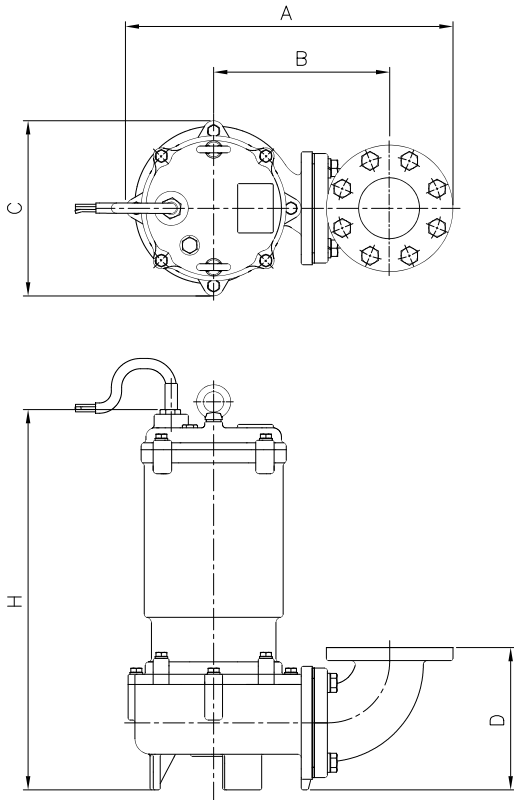
No	Model	Bore	Power		Capacity m ³ /min	Head m	Revolution rpm	Note
		mm	HP	kW				
1	KSV 50-0.75-2P	50	1	0.75	0.2	8	3600	
2	KSV 50-1.5-2P	50	2	1.5	0.2	13	3600	
3	KSV 80-2.2-2P	80	3	2.2	0.3	14	3600	
4	KSV 80-3.7-2P	80	5	3.7	0.45	17	3600	
5	KSV 80-5.5-2P	80	7.5	5.5	0.45	20	3600	
6	KSV 100-7.5-2P	100	10	7.5	0.65	20	3600	
7	KSV 100-11-2P	100	15	11	0.8	25	3600	
8	KSV 100-15-2P	100	20	15	0.8	30	3600	
9	KSV 50-0.75-4P	50	1	0.75	0.4	6	1800	
10	KSV 50-1.5-4P	50	2	1.5	0.4	8	1800	
11	KSV 100-2.2-4P	100	3	2.2	0.5	10	1800	
12	KSV 100-3.7-4P	100	5	3.7	0.8	10	1800	
13	KSV 100-5.5-4P	100	7.5	5.5	0.8	13	1800	
14	KSV 100-7.5-4P	100	10	7.5	0.8	15	1800	
15	KSV 100-11-4P	100	15	11	1.0	20	1800	
16	KSV 100-15-4P	100	20	15	1.5	20	1800	

Selection Charts



Selection Charts



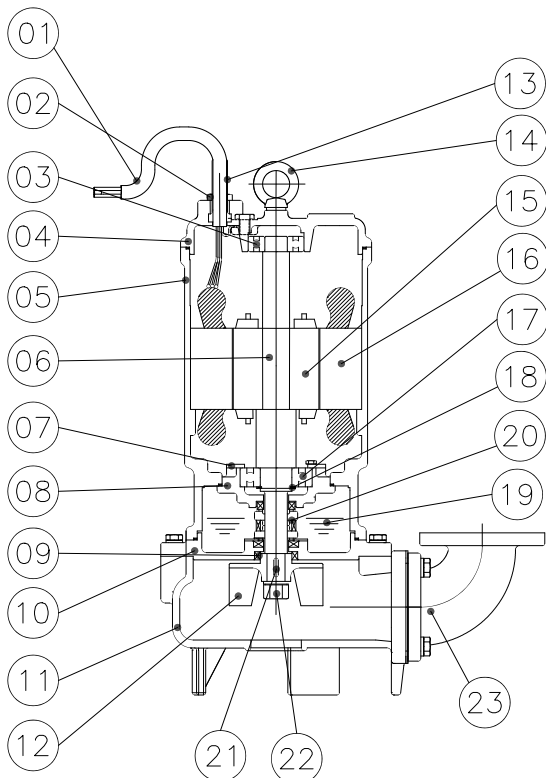


Outline Dimensions

No.	Model	Bore ϕ	A	B	C	D	E	H
1	KSV 50-0.75-2P	50	373	206	178	147	366	30
2	KSV 50-1.5-2P	50	388	208	205	175	441	40
3	KSV 80-2.2-2P	80	430	236	205	202	441	47
4	KSV 80-3.7-2P	80	479	258	250	210	556	63
5	KSV 80-5.5-2P	80	479	258	250	210	556	68
6	KSV 100-7.5-2P	100	520	287	250	238	601	86
7	KSV 100-11-2P	100	577	343	255	238	754	130
8	KSV 100-15-2P	100	577	343	255	238	754	165
9	KSV 50-0.75-4P	50	462	245	278	215	462	43
10	KSV 50-1.5-4P	50	462	245	278	215	462	46
11	KSV 100-2.2-4P	80	520	287	250	238	549	55
12	KSV 100-3.7-4P	80	520	287	250	238	549	63
13	KSV 100-5.5-4P	100	603	343	310	243	549	135
14	KSV 100-7.5-4P	100	603	343	310	243	638	145
15	KSV 100-11-4P	100	671	383	391	301	886	180
16	KSV 100-15-4P	100	671	383	391	301	886	210

※ 상기 치수는 제작에 따라 다소 차이가 날 수 있습니다.
 ※ 자동탈착 형식은 당사에 문의 하시기 바랍니다.

Sectional Drawing



NO.	PART NAME	MERTERIAL
1	CAP TYRE CABLE	PNCT
2	CABLE COVER	GC 200
3	UPPER BEARING	STB 2
4	MOTOR BRACKET	GC 200
5	MOTOR FRAME	GC 200
6	SHAFT	STS 410
7	BEARING COVER	SS 400
8	BEARING HOUSING	GC 200
9	OIL SEAL	STS 304
10	PUMP CASING	GC 200
11	IMPELLER	GCD 450
12	SUCTION COVER	GCD 450
13	PROTECTED	NBR
14	EYE BOLT	STS 304
15	ROTOR	S-60
16	STATOR	S-60
17	LOWER BEARING	STS 2
18	OIL	TURBINE OIL
19	MECHANICAL SEAL	SIC/SIC
20	KEY	STS 304
21	HEXAGON NUT	STS 304
22	ELBOW	GC 200